

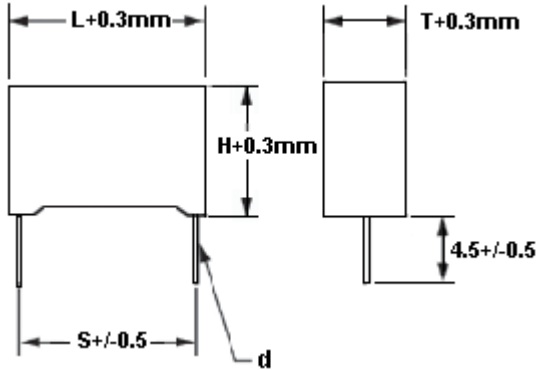

FEATURES

Small size – Safety Agency approved –
Metallized Polypropylene

APPLICATIONS

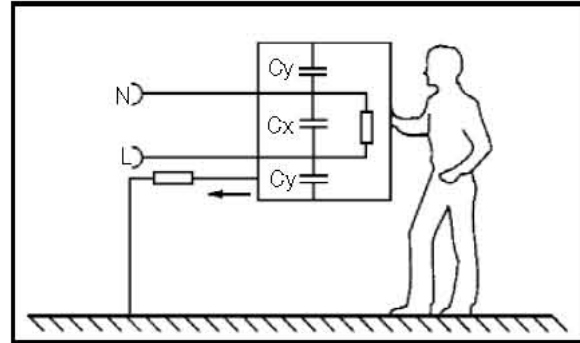
EMI filters – Across the line

Operating Temperature Range	-40°C to +110°C		
Capacitance Tolerance	±10% at 1 kHz, 20°C		
AC voltage (50/60 Hz)	UL/CSA	VDE	CQC
	250/275/310	250/275/310	310
Dissipation Factor at 1 kHz and 20°C	Tan δ		
	.1% Max		
Insulation Resistance @20°C (<70% RH) for 1 minute at 100VDC applied	Capacitance	Terminal to Terminal	Terminal to Case
	≤0.33uF	15000 MΩ	>30000 MΩ at 100VDC >5000 MΩ at 500VDC
	>0.33uF	5000 MΩxuF	>30000 MΩ at 100VDC >5000 MΩ at 500VDC
Self Inductance	≤1 nano-Henry per mm of lead spacing and lead length		
Dielectric Strength	Terminal to Terminal	C≤.0068uF, 1500 VAC or 2121 VDC applied for 60 seconds C>.0068uF, 1768VDC or 1000 VAC applied for 60 seconds Cut-off current: 2A ac or 10mAdc Current limiting resistance: 1Ω/V	
	Terminal to case	2050VAC (50/60 Hz) applied between the terminals and case for 60 seconds and 20°C	
Life Expectancy	1000 hours at 110°C at 125% of rated voltage with once every hour the voltage is increased to 1000 VAC for 0.1 seconds		
	Capacitance change	≤10% of initially measured value	
	Dissipation Factor	≤1.0% at 1kHz	
	Insulation Resistance	≥100% of initially specified value (T-T) ≥3000 MΩ (Terminal to case)	
Humidity test	500 Hours at 90 to 95% RH, 40C and no voltage applied after which the following voltage will be applied for 1 minute to each capacitor. C<0.0068uF 1500VAC, C>0.0068uF 1000VAC		
	Capacitance change	≤10% of initially measured value	
	Dissipation Factor	≤1.0% at 1kHz	
	Insulation Resistance	≥50% of initially specified value (T-T) ≥15000 MΩ (Terminal to Case)	
Impulse voltage (24 pulses)	C≤ 1uF Vp=2.5kVDC C> 1uF Vp=2.5kV √C		
Capacitance temperature coefficient	-200ppm/°C, ±100ppm/°C		
Construction	Metallized Polypropylene film		
Electrodes	Vacuum deposited Metal layers		
Coating	Flame retardant Solvent resistant plastic case with epoxy end fill (UL94V-0)		
Lead terminations	tinned copper clad steel leads		



All dimensions in (mm)

* 17mm lead length available upon request



X capacitors are used to suppress electrical noise by reducing the input impedance of the device incorporating the capacitor.

X capacitors are connected across the supply line where failure of the capacitor will not result in personal exposure to electrical shock.

X2 capacitors are to be used in applications where the peak voltage is $\leq 2500V$.

Safety agency	Standard	Voltage	Class	Certificate number
UL/CSA	ANSI/UL 60384-14	250/275/310	FOWX2	E317135
	CSA E60384-1	250/275/310	FOWX8	E317135
VDE/ENEC	DIN EN 60384-14 (VDE 0565 (1-1), EN60384-14:2013-08, IEC60384-14 (ed 4)	250/275/310	X2	40040758
CQC	GB/T14472-2014 (.0022 to 5.6uF)	310	X2	CQC14001115428

MKP

Class X2

Capacitance (µF)	IC PART NUMBER	dv/dt (v/µ sec.)	Dims LxHxT (mm)	S (MM)	d (MM)
0.0047	472MKP275KC	500	10x8x4	7.5	0.6
0.0047	472MKP275K	400	13x10x5	10	0.6
0.0056	562MKP275KC	500	10x8x4	7.5	0.6
0.0056	562MKP275KD	400	13x9x4	10	0.6
0.0068	682MKP275KC	500	10x8x4	7.5	0.6
0.0068	682MKP275K	400	13x9x4	10	0.6
0.0082	822MKP275KC	500	10x8x4	7.5	0.6
0.0082	822MKP275KD	400	13x9x4	10	0.6
0.01	103MKP275KE	400	18x8x4	15	0.6
0.01	103MKP275KC	500	10x8x4	7.5	0.6
0.01	103MKP275K	400	13x9x4	10	0.6
0.015	153MKP275K	400	13x9x4	10	0.6
0.015	153MKP275KC	500	10x8x4	7.5	0.6
0.015	153MKP275KE	400	18x8x4	15	0.8
0.022	223MKP275KC	500	10x9x4	7.5	0.6
0.022	223MKP275KCG5	500	10x8x4	7.5	0.6
0.022	223MKP275KB	400	18x9x4	15	0.6
0.022	223MKP275K	400	13x9x4	10	0.6
0.033	333MKP275K	400	13x9x4	10	0.6
0.033	333MKP275KC	500	10x9x5	7.5	0.6
0.033	333MKP275KCG4	500	10x10x5	7.5	0.6
0.033	333MKP275KE	400	18x9x14	15	0.8
0.047	473MKP275KD	400	13x9x4	10	0.6
0.047	473MKP275KC	500	10x10x5	7.5	0.6
0.047	473MKP275K	400	18x9x4	15	0.6
0.056	563MKP275KC	500	10x11x5	7.5	0.6
0.056	563MKP275KE	400	18x9x4	15	0.6
0.056	563MKP275KD	400	13x9.5x4.5	10	0.6
0.068	683MKP275KD	400	13x10x5	10	0.6
0.068	683MKP275KC	500	10x12x6	7.5	0.6
0.068	683MKP275K	400	18x10x4	15	0.6
0.082	823MKP275KC	500	10x12x6	7.5	0.6
0.082	823MKP275KD	400	13x11x5	10	0.6
0.082	823MKP275KE	400	18x10x5	15	0.8
0.1	104MKP275KCG5	400	18x10.5x5	15	0.8
0.1	104MKP275KC	500	10x13x7	7.5	0.6
0.1	104MKP275KD	400	13x11x5	10	0.6
0.1	104MKP275K	400	18x11x5	15	0.8
0.12	124MKP275KE	400	18x10x5	15	0.8
0.12	124MKP275KD	400	13x12x6	10	0.6
0.15	154MKP275KD	400	13x12x7	10	0.6
0.15	154MKP275KA	350	15x11.5x6	12.5	0.8
0.15	154MKP275K	180	26x14.5x6	22.5	0.8
0.15	154MKP275KE	400	18x10.5x5	15	0.8
0.22	224MKP275KB	400	18x11.5x6	15	0.8
0.22	224MKP275K	180	26x14.5x6	22.5	0.8
0.22	224MKP275KA	350	15x12.5x7	12.5	0.8
0.22	224MKP275KD	400	13x14x8	10	0.6
0.22	224MKP275KCG4	400	18x13x7	15	0.8

Capacitance (µF)	IC PART NUMBER	dv/dt (v/µ sec.)	Dims LxHxT (mm)	S (MM)	d (MM)
0.33	334MKP275KA	350	15x14x8.5	12.5	0.8
0.33	334MKP275K	180	26x12x6	22.5	0.8
0.33	334MKP275KE	400	18x13x7	15	0.8
0.39	394MKP275KG	180	26x12x6	22.5	0.8
0.39	394MKP275KA	350	15x15x9	12.5	0.8
0.39	394MKP275KE	400	18x13.5x7.5	15	0.8
0.47	474MKP275KE	400	18x13.2x7.2	15	0.8
0.47	474MKP275KCG5	180	26x14.2x6	22.5	0.8
0.47	474MKP275KA	350	15x16x10	12.5	0.6
0.47	474MKP275K	120	31x13.5x6	27.5	0.8
0.47	474MKP275KB	180	26x16.5x7.5	22.5	0.8
0.47	474MKP275KCG4	120	32x18x9	27.5	0.8
0.56	564MKP275KH	120	31x14x6.5	27.5	0.8
0.56	564MKP275KE	400	18x15x9	15	0.8
0.56	564MKP275KG	180	26x14x7	22.5	0.8
0.68	684MKP275KG	180	26x17x8	22.5	0.8
0.68	684MKP275K	120	31x15.5x6.5	27.5	0.8
0.68	684MKP275KE	400	18x16x10	15	0.8
0.82	824MKP275KE	400	18x17.5x10	15	0.8
0.82	824MKP275KG	180	26x16x8	22.5	0.8
0.82	824MKP275KH	120	31x16x7.5	27.5	0.8
1	105MKP275K	120	31x17x8	27.5	0.8
1	105MKP275KE	400	18x18.5x11	15	0.8
1	105MKP275KG	180	26x17x9	22.5	0.8
1	105MKP275KCG4	180	26x19x10	22.5	0.8
1.2	125MKP275KH	120	31x17.5x9	27.5	0.8
1.2	125MKP275KG	180	26x19.5x9	22.5	0.8
1.5	155MKP275KG	180	26x21x10	22.5	0.8
1.5	155MKP275K	120	31x18.5x10	27.5	0.8
1.8	185MKP275KG	180	26x23x12.5	22.5	0.8
1.8	185MKP275KH	120	31x20.5x12	27.5	0.8
2.2	225MKP275KCGE	180	26x22x15	22.5	0.8
2.2	225MKP275KG	180	26x24x13.5	22.5	0.8
2.2	225MKP275KCG5	120	31x22x13	27.5	0.8
2.2	225MKP275K	120	31x26x18	27.5	0.8
3.3	335MKP275KHF	120	31x26x17.5	27.5	0.8
3.3	335MKP275KH	120	31x29x15.5	27.5	0.8
3.3	335MKP275KJ	100	41.5x26x14.5	37.5	1
3.9	395MKP275KJ	100	41.5x27.5x16	37.5	1
3.9	395MKP275KH	120	31x28x19	27.5	0.8
4.7	475MKP275KH	120	31x30.5x20	27.5	0.8
4.7	475MKP275KHG	120	31x32.5x19	27.5	0.8
4.7	475MKP275KJ	100	41.5x30x17	37.5	1
5.6	565MKP275KJ	100	41.5x31.5x18.5	37.5	1
5.6	565MKP275KH	120	31x34.5x21	27.5	0.8
6.8	685MKP275KJ	100	41.5x35.5x22.5	37.5	1
8.2	825MKP275KJ	100	41.5x38x25	37.5	1
10	106MKP275KJ	100	41.5x41x27.5	37.5	1