

PMB/RMB

Metallized Polypropylene Film Capacitors

IGBT Direct Mount with Double-sided Electrodes



FEATURES

Power semiconductor module protection - High pulse and rms current - Multiple lug styles

APPLICATIONS

Inverters - converters - UPS - Switching power supplies

Operating Temperature Range	PMB: -40°C to +100°C, observing voltage and current de-rating RMB: -40°C to +85°C									
Capacitance Tolerance	±10% at 1 kHz, 25°C +5% optional									
Non-Recurrent SVDC	WVDC	700	850	1000	1200	1500	2000	2500	3000	
	VAC (RMB)	1100	1300 (1200)	1550 (1300)	1750 (1600)	2200	2600 (2400)	3300	4000 (3500)	
AC voltage (50/60 Hz)	WVDC	700	850	1000	1200	1500	2000	2500	3000	
	VAC	420	500	575	630	650	700	725	750	
For T>+85°C, The voltage (DC/AC) must be decreased by (1.5/2.5)% per °C										
Dissipation Factor (MAX) 25°C	Frequency (kHz)	C≤1uF		0.1<C≤1uF		1<C≤5.6uF		5.6<C≤9uF		
	1	0.06%		0.5%		0.06%		0.07%		
Insulation Resistance @25°C (<70% RH) for 1 minute at 100VDC applied	Insulation Resistance									
	30000 MΩxuF (not to exceed 30GΩ)									
Self-Inductance	<1 nano-Henry per mm of lead spacing									
Capacitance Drift Factor	<0.5% after 2 years at 40°C									
Life Expectancy	100000 Hours @WVDC 30000 Hours @ VAC									
	Capacitance Change	≤3% of initially measured value								
Failure quota	300/ Billion component hours									
Damp Heat test	56 days at 40°C with 90 to 95%RH, +40°C and no voltage applied									
	Capacitance Change	≤2% of initially measured value								
	Dissipation Factor	≤0.001 at 1kHz and 25°C								
	Insulation Resistance	≥50% of maximum specified value								
Self Inductance	<1 nano-Henry per mm of lead spacing									
Capacitance Drift Factor	<0.5% after 2 years at 40°C									
Capacitance Temperature Coefficient	-200 ppm/°C, ±100ppm/°C									
Dielectric Strength	Terminal to Terminal					Terminal to case				
	160% of rated VDC for 60 seconds/200% VDC applied for 2 Seconds and 25°C					3kVAC @ 50/60 Hz applied between terminals and case for 60 seconds at 25°C				
Dielectric	Polypropylene									
Construction	Double Metallized film with internal series connections									
Coating	Flame Retardant plastic box with epoxy resin (UL94V-0)									
Leads	Lead free tinned copper leads									



Your Global Source for World-Class Capacitors

© 2013 Illinois Capacitor, Inc.

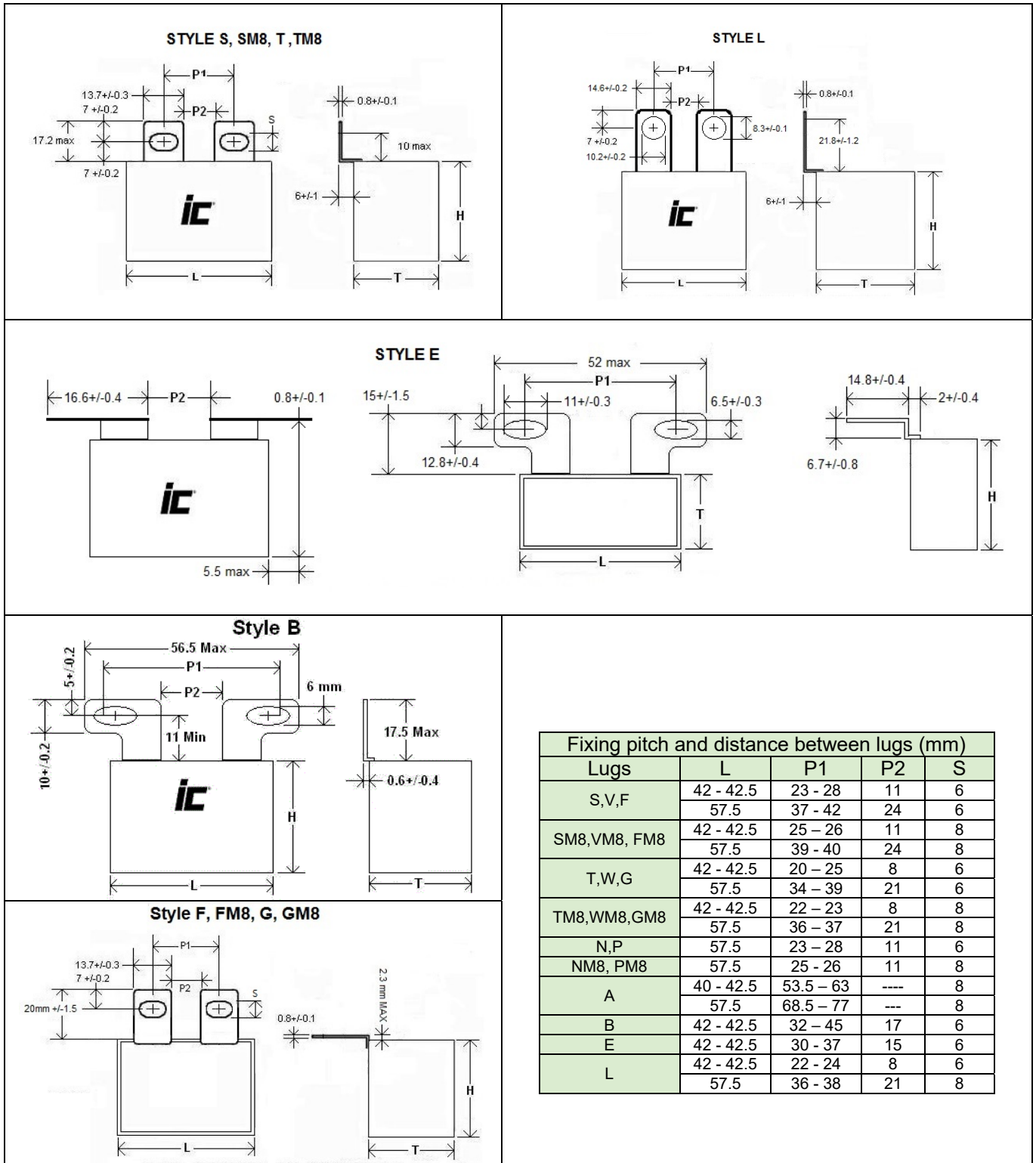
North America
Tel: 847.675.1760
sales@illcap.com

Asia
Tel: 852.2793 0931
sales@illcap.com.hk

PMB/RMB

Metallized Polypropylene Film Capacitors

IGBT Direct Mount with Double-sided Electrodes



Your Global Source for World-Class Capacitors

© 2013 Illinois Capacitor, Inc.

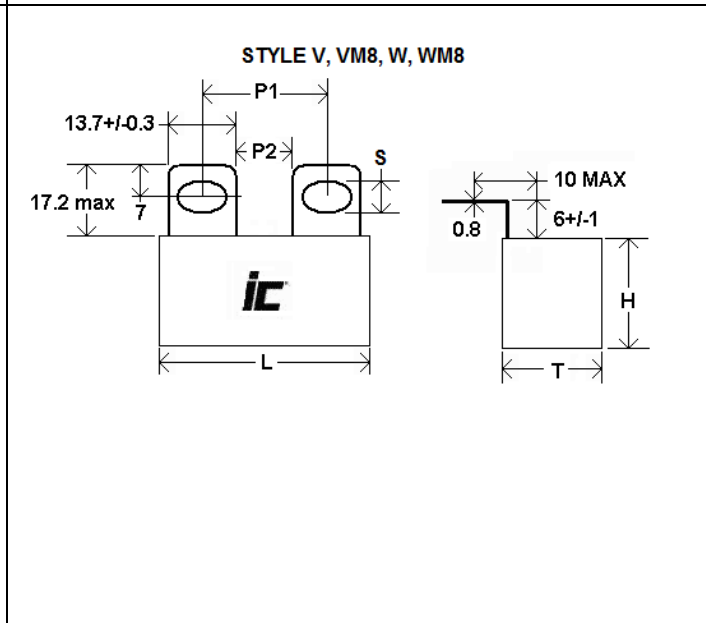
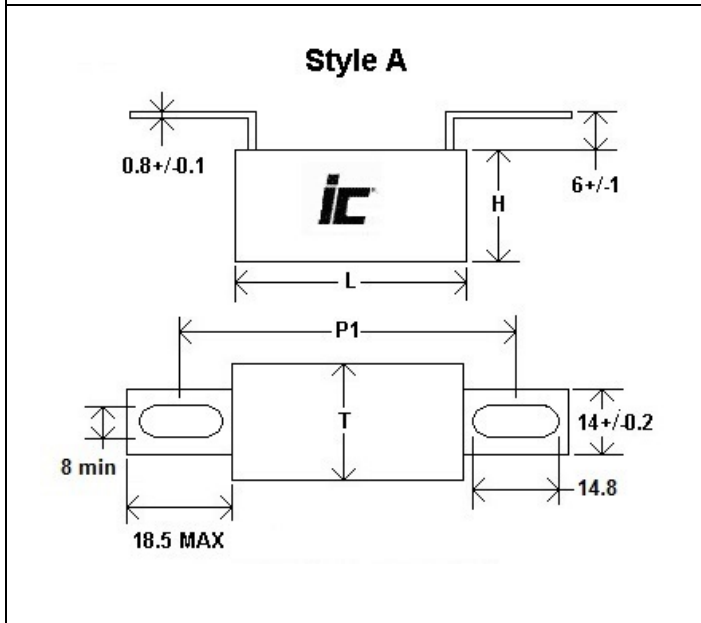
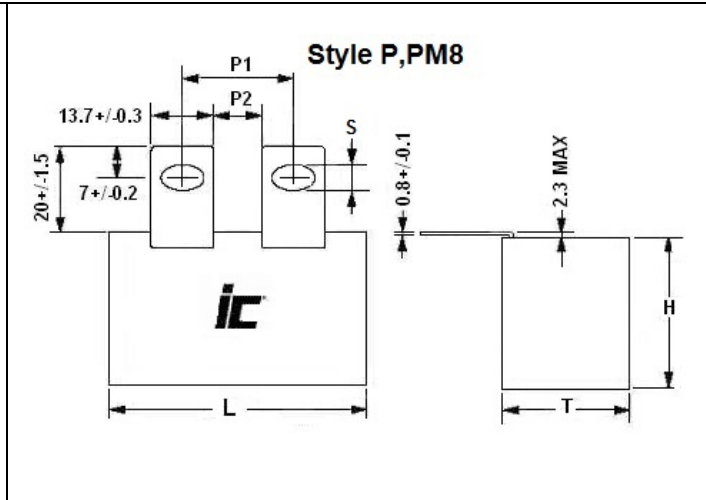
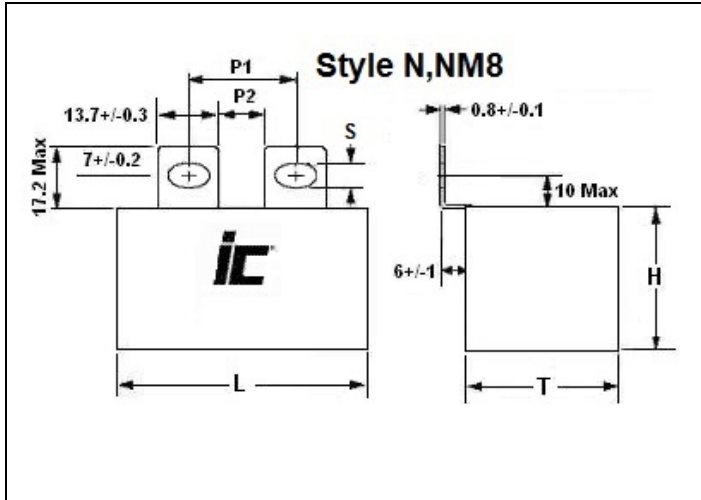
North America
Tel: 847.675.1760
sales@illcap.com

Asia
Tel: 852.2793 0931
sales@illcap.com.hk

PMB/RMB

Metallized Polypropylene Film Capacitors

IGBT Direct Mount with Double-sided Electrodes



Your Global Source for World-Class Capacitors

© 2013 Illinois Capacitor, Inc.

North America
Tel: 847.675.1760
sales@illcap.com

Asia
Tel: 852.2793 0931
sales@illcap.com.hk

PMB_RMB

Metallized Polypropylene,
Power Semiconductor direct
mount Snubber Lug terminals

Capacitance (µF)	WVDC	IC PART NUMBER	dv/dt (v/µ sec.)	Maximum RMS Ripple Current (A) 100 kHz, +70°C	Typical ESR (mΩ) 100 kHz, +25°C	Dims LxHxT (mm)
0.047	3000	473PMB303KB#	2500	7	16.5	42.5x28x17
0.047	3000	473PMB302K#P2	2500	7.5	16.5	42.5x27.5x24.5
0.068	3000	683PMB302K#P2	2500	9	11.5	42.5x27.5x24.5
0.1	2000	104PMB202K#P2	1600	8.5	12.5	42.5x27.5x24.5
0.1	2000	104PMB202K#	1600	8.5	12.5	42.5x28x17
0.1	2500	104PMB252KB#	2050	9	11	42.5x28x17
0.1	2500	104PMB252K#P2	2050	9	11	42.5x27.5x24.5
0.1	3000	104PMB302KA#	2500	12.5	8.5	42.5x30x22
0.1	3000	104PMB302K#P1	2500	12.5	8.5	42.5x35.5x33.5
0.1	3000	104RMB302K#	2050	7.5	11.5	42.5x28x17
0.15	2000	154PMB202KA#	1600	11	7.4	42.5x28x14
0.15	2000	154PMB202K#P2	1600	11	7.4	42.5x27.5x24.5
0.15	2500	154RMB252K#	1600	9.5	10.7	42.5x28x14
0.15	2500	154PMB252K#P2	2050	12	7.1	42.5x27.5x24.5
0.15	3000	154RMB302K#	2050	10.5	10.2	42.5x30x22
0.15	3000	154PMB302K#P1	2500	15.5	5.9	42.5x35.5x33.5
0.15	3000	154PMB302KA#	2500	15.5	5.9	42.5x37x28
0.22	1500	224PMB152K#	1220	12	6.1	42.5x28x17
0.22	2000	224RMB202K#	1220	10.5	8.8	42.5x28x17
0.22	2000	224PMB202K#P2	1600	14	5.1	42.5x27.5x24.5
0.22	2000	224PMB202KA#	1600	14	5.1	42x32x17
0.22	2500	224PMB252K#P1	2050	16	5.2	42.5x35.5x33.5
0.22	2500	224RMB252K#	1600	11.5	7.3	42x32x17
0.22	2500	224RMB252KA#	1600	11.5	7.3	42.5x27.5x24.5
0.22	3000	224RMB302K#	2050	14.5	7.3	42.5x35.5x33.5
0.22	3000	224RMB302KA#	2050	14.5	7.3	42.5x37x28
0.22	3000	224PMB302K#P0	2500	21	4.3	42.5x45x33
0.22	3000	224RMB302K#	2050	14.5	7.3	42.5x35.5x33.5
0.27	2500	274RMB252K#	1600	13.5	6.1	42.5x33.5x22
0.27	2500	274PMB252K#	2050	18	4.5	42.5x37x28
0.33	1200	334PMB122KB#	1000	12	5.1	42.5x28x17
0.33	1200	334PMB122K#P2	1000	12.5	5.1	42.5x27.5x24.5
0.33	1500	334PMB152KA#	1220	14.5	4.6	42x32x17
0.33	1500	334PMB152K#P2	1220	14	4.6	42.5x27.5x24.5
0.33	2000	334PMB202K#P1	1600	18	4.1	42.5x35.5x33.5
0.33	2000	334RMB202K#	1220	13	6.6	42.5x27.5x24.5
0.33	2500	334PMB252K#P1	2050	19	3.8	42.5x35.5x33.5
0.33	3000	334PMB302K#	1400	21.5	4.3	57.5x45x30
0.33	3000	334RMB302K#	2050	17	5.4	42.5x35.5x33.5
0.39	1200	394PMB122KB#	1000	13.5	4.6	42.5x28x17
0.39	1200	394PMB122K#P2	1000	14	4.6	42.5x27.5x24.5
0.39	1500	394PMB152K#	1000	11.6	6.6	42.5x28x17
0.39	1500	394PMB152K#P2	1220	16	4.2	42.5x27.5x24.5
0.39	2000	394PMB202K#P1	1000	20.5	3.7	42.5x35.5x33.5
0.39	2000	394PMB202KA#	1600	20.5	3.7	42.5x37x28
0.39	2000	394PMB252K#	2050	23.5	3.4	42.5x45x30
0.39	2000	394RMB202K#	1220	14	6.1	42.5x33.5x22
0.47	1000	474PMB102K#	870	15	3.9	42.5x28x17
0.47	1200	474PMB122KA#	1000	15	4.1	42x32x17
0.47	1200	474PMB122K#P2	1000	15	4.1	42.5x27.5x24.5
0.47	1200	474RMB122K#	870	12.5	5.6	42.5x28x17
0.47	1500	474PMB152KA#	1220	18.5	3.7	42.5x33.5x22
0.47	1500	474RMB152K#	1000	13.5	5.8	42x32x14
0.47	1500	474PMB152K#P1	1220	18.5	3.7	42.5x35.5x33.5
0.47	2000	474PMB202K#P0	1600	22	3.3	42.5x45x33
0.47	2000	474PMB202KA#	1600	22	3.3	42.5x45x30
0.47	2000	474RMB202K#	1220	16.5	5.3	42.5x35.5x33.5
0.47	2500	474RMB252K#	1600	19.5	4.7	42.5x45x30

Capacitance (µF)	WVDC	IC PART NUMBER	dv/dt (v/µ sec.)	Maximum RMS Ripple Current (A) 100 kHz, +70°C	Typical ESR (mΩ) 100 kHz, +25°C	Dims LxHxT (mm)
0.47	2500	474PMB252K#P0	2050	26	3.1	42.5x45x33
0.47	3000	474PMB302K#	1400	26	3.8	57.5x50x35
0.47	3000	474RMB302K#	2050	21.5	4.3	42.5x45x33
0.56	1200	564PMB122K#P2	1000	16	3.7	42.5x27.5x24.5
0.56	1500	564RMB152K#	1000	14.5	5.1	42.5x30x22
0.56	1500	564RMB152KA#	1000	14.5	5.1	42.5x27.5x24.5
0.56	2000	564RMB202K#	1220	17.5	4.9	42.5x37x28
0.56	2000	564PMB202KA#	1600	24.5	3	42.5x45x30
0.56	2000	564PMB202K#P0	1600	24.5	3	42.5x45x33
0.56	2500	564PMB252K#	1150	23.5	3.5	57.5x45x30
0.56	3000	564PMB302K#	1400	29	3.5	57.5x57.5x38
0.68	850	684PMB850K#	750	15	3.5	42.5x28x17
0.68	1000	684RMB102K#	750	13.5	4.9	42.5x28x17
0.68	1000	684PMB102K#P2	870	17	3.3	42.5x27.5x24.5
0.68	1200	684PMB122K#P1	1000	20	3.3	42.5x35.5x33.5
0.68	1200	684RMB122K#	870	15	4.6	42.5x30x22
0.68	1200	684PMB122KA#	1000	20	3.3	42.5x33.5x22
0.68	1500	684RMB152K#	1000	15.5	4.7	42.5x33.5x22
0.68	1500	684PMB152KA#	1220	22	3.1	42.5x37x28
0.68	1500	684PMB152K#P1	1220	21.5	3.1	42.5x35.5x33.5
0.68	2000	684PMB202K#	930	23	3.5	57.5x45x30
0.68	2000	684RMB202K#	1220	18.5	4.6	42.5x35.5x33.5
0.68	2500	684RMB252K#	930	20	5	57.5x45x30
0.68	2500	684PMB252K#	1150	26	3.2	57.5x50x35
0.68	3000	684PMB302KB#	2500	9	11.5	42.5x28x14
0.68	3000	684RMB302K#	1150	22	5.1	57.5x50x35
0.75	1000	754PMB102K#P2	870	18.5	3.1	42.5x27.5x24.5
0.75	1500	754PMB152K#P1	1220	23	2.8	42.5x35.5x33.5
0.82	850	824PMB850K#	750	17	3.1	42.5x27.5x24.5
0.82	850	824PMB850KA#	750	17.5	3.1	42x32x17
0.82	1200	824PMB122K#P1	1000	21	3	42.5x35.5x33.5
0.82	2000	824PMB202K#	930	24.5	3.1	57.5x45x30
0.82	2000	824RMB202KA#	1220	21.5	4.1	42.5x45x33
0.82	2500	824RMB252K#	930	22	4.5	57.5x45x30
0.82	2500	824PMB252K#	1150	29	2.9	57.5x50x35
0.82	3000	824RMB302K#	1150	24.5	4.5	57.5x50x35
1	700	105PMB700K#	600	16.5	3.3	42.5x28x17
1	850	105RMB850K#	600	13.5	4.9	42x32x14
1	850	105PMB850K#P2	750	19	2.7	42.5x27.5x24.5
1	1000	105RMB102K#	750	16.5	3.9	42.5x27.5x24.5
1	1200	105PMB122K#P1	1000	22.5	2.7	42.5x35.5x33.5
1	1200	105PMB122KA#	1000	23.5	2.7	42.5x37x28
1	1500	105PMB152K#P0	1220	26.5	2.5	42.5x45x33
1	1500	105RMB152K#	1000	19.5	4	42.5x37x28
1	2000	105RMB202K#	1220	23.5	3.7	42.5x45x33
1	2000	105PMB202K#	930	28	2.8	57.5x50x35
1	2500	105PMB252K#	1150	32	2.7	57.5x57.5x38
1	2500	105RMB252K#	930	24	4.1	57.5x50x35
1	3000	105RMB302K#	1150	28	3.9	57.5x57.5x38
1.2	700	125PMB700KA#	600	18	3.1	42x32x17
1.2	700	125PMB700K#P2	600	18	3.1	42.5x27.5x24.5
1.2	1000	125PMB102K#P1	870	23.5	2.5	42.5x35.5x33.5
1.2	1000	125PMB102KA#	870	24	2.5	42.5x37x28
1.2	1200	125PMB122KA#	1000	26	2.4	42.5x45x30
1.2	1200	125RMB122K#	870	20.5	3.6	42.5x35.5x33.5
1.2	1200	125RMB122KA#	870	21	3.6	42.5x37x28
1.2	1200	125RMB122K#	1000	25	2.4	42.5x35.5x33.5
1.2	1200	125PMB122K#P0	1200	25	2.4	42.5x45x33

PMB_RMB

Metallized Polypropylene,
Power Semiconductor direct
mount Snubber Lug terminals

Capacitance (µF)	WVDC	IC PART NUMBER	dv/dt (v/µ sec.)	Maximum RMS Ripple Current (A) 100 kHz, +70°C	Typical ESR (mΩ) 100 kHz, +25°C	Dims LxHxT (mm)
1.2	1500	125PMB152K#	870	26.5	2.8	57.5x45x30
1.2	1500	125RMB152K#	1200	23.5	3.5	42.5x45x30
1.2	2000	125PMB202K#	930	31.5	2.5	57.5x50x35
1.2	2000	125RMB202K#	725	23	4	57.5x45x30
1.2	2500	125RMB252K#	930	26	3.6	57.5x50x35
1.5	700	155PMB700K#	600	20	2.8	42.5x33.5x22
1.5	700	155RMB700K#	455	13.5	4.7	42.5x28x17
1.5	850	155RMB850K#	600	16	4.5	42.5x33.5x22
1.5	850	155PMB850K#P1	750	24.5	2.2	42.5x35.5x33.5
1.5	1000	155PMB102K#P1	870	26	2.2	42.5x35.5x33.5
1.5	1200	155PMB122K#P0	1000	28.5	2.1	42.5x45x33
1.5	1200	155RMB122K#	870	22	3.2	42.5x35.5x33.5
1.5	1500	155RMB152K#	1000	25.5	3.2	42.5x45x33
1.5	1500	155PMB152K#	725	30	2.5	57.5x50x35
1.5	2000	155RMB202K#	725	26.5	3.6	57.5x50x35
1.5	2000	155PMB202K#	930	35	2.2	57.5x57.5x38
1.5	2500	155RMB252K#	930	30	3.2	57.5x57.5x38
1.75	850	175PMB850KA#	750	26.5	2.1	42.5x37x28
1.75	850	175PMB850K#P1	750	26.5	2.1	42.5x35.5x33.5
1.75	1000	175PMB102K#P0	870	28	2.1	42.5x45x33
1.75	1000	175RMB102K#	750	22	3.1	42.5x37x28
1.8	1500	185PMB152K#	725	32	2.3	57.5x50x35
2	700	205PMB700K#P1	600	23.5	2.5	42.5x35.5x33.5
2	850	205PMB850K#P0	750	28.5	2	42.5x45x33
2	850	205PMB850KA#	750	28.5	2	42.5x45x30
2	1000	205PMB102KA#	870	29.5	2	42.5x45x30
2	1000	205PMB102K#P0	870	29.5	2	42.5x45x33
2	1200	205PMB122K#	575	28.5	2.4	57.5x45x30
2	1200	205RMB122KA#	870	26.5	2.9	42.5x45x30
2	1200	205RMB122K#	870	26.5	2.9	42.5x45x33
2	1500	205RMB152K#	575	24.5	3.5	57.5x45x30
2.2	700	225PMB700K#	600	24.5	2.4	42.5x35.5x33.5
2.2	700	225PMB700K#	600	24.5	2.4	42.5x35.5x33.5
2.2	700	225PMB700KA#	600	24.5	2.4	42.5x37x28
2.2	700	225RMB700K#	455	16.5	3.7	42.5x30x17
2.2	850	225RMB850K#	600	19	4	42.5x35.5x33.5
2.2	850	225RMB850KA#	600	20	4	42.5x37x28
2.2	850	225PMB850K#P0	750	29.5	2	42.5x45x33
2.2	1000	225PMB102K#	500	27.5	2.5	57.5x45x30
2.2	1000	225RMB102KA#	750	25.5	3	42.5x45x30
2.2	1000	225RMB102K#	750	25.5	3	42.5x45x33
2.2	1200	225RMB122K#	500	24	3.6	57.5x45x30
2.2	1200	225PMB122K#	575	31.5	2.3	57.5x50x35
2.2	1500	225PMB152K#	725	34.5	2.2	57.5x57.5x38
2.2	1500	225RMB152K#	575	26.5	3.4	57.5x50x35
2.2	2000	225PMB202K#	725	30.5	3	57.5x57.5x38
2.5	700	255RMB700K#	455	18	3.5	42.5x33.5x22
2.5	700	255PMB700K#P1	600	25.5	2.2	42.5x35.5x33.5
2.5	850	255RMB850K#	600	21	3.6	42.5x35.5x33.5
2.5	850	255PMB850K#P0	750	31.5	1.9	42.5x45x33
2.5	1000	255RMB102K#	750	26.5	2.8	42.5x45x33
2.5	1200	255RMB122K#	500	26	3.4	57.5x45x30
2.5	1200	255PMB122K#	575	34	2.1	57.5x50x35
2.5	1500	255RMB152K#	575	28.5	3.2	57.5x50x35

Capacitance (µF)	WVDC	IC PART NUMBER	dv/dt (v/µ sec.)	Maximum RMS Ripple Current (A) 100 kHz, +70°C	Typical ESR (mΩ) 100 kHz, +25°C	Dims LxHxT (mm)
3	700	305PMB700KA#	600	28.5	2.1	42.5x45x33
3	700	305PMB700K#P0	600	28.5	2.1	42.5x45x33
3	850	305PMB850K#	450	29.5	2.2	57.5x45x30
3	850	305RMB850K#	600	24.5	3.1	42.5x45x30
3	1000	305RMB102K#	450	25	3.1	57.5x45x30
3	1000	305PMB102K#	500	32.5	2.1	57.5x50x35
3	1200	305RMB122K#	500	28	3	57.5x50x35
3	1500	305RMB152K#	575	30	2.9	57.5x57.5x38
3.3	700	335PMB700K#	600	28	2.1	42.5x45x33
3.3	700	335PMB700K#	600	29.5	2.1	42.5x45x33
3.3	700	335PMB700KA#	600	29.5	2.1	42.5x45x30
3.3	700	335RMB700K#	455	21	3.1	42.5x35.5x33.5
3.3	850	335RMB850K#	600	25.5	3.1	42.5x45x30
3.3	850	335PMB850K#	450	31	2.1	57.5x45x30
3.3	1000	335PMB102K#	1650	34.5	2	57.5x50x35
3.3	1000	335RMB102K#	450	26.5	3	57.5x45x30
3.3	1200	335RMB122K#	500	29.5	2.9	57.5x50x35
3.3	1200	335PMB122K#	575	37.5	1.9	57.5x57.5x38
3.3	1500	335RMB152K#	575	31.5	2.8	57.5x57.5x38
3.5	700	355PMB700K#P0	600	31.5	2	42.5x45x33
3.5	850	355RMB850K#	600	26.5	3	42.5x45x33
3.5	1200	355PMB122K#	575	38.5	1.9	57.5x57.5x38
4	700	405RMB700K#	455	24	2.7	42.5x35.5x33.5
4	700	405PMB700K#	360	29	2.3	57.5x45x30
4	850	405RMB850K#	360	25	3.3	57.5x45x30
4	850	405PMB850K#	450	34	1.9	57.5x50x35
4	1000	405RMB102K#	450	29.5	2.7	57.5x50x35
4	1200	405RMB122K#	500	31	2.5	57.5x57.5x38
4.7	700	475RMB700K#	455	26.5	2.6	42.5x45x30
4.7	700	475PMB700K#	360	32.5	2.1	57.5x50x35
4.7	850	475PMB850K#	450	36.5	1.8	57.5x50x35
4.7	1000	475RMB102K#	450	31.5	2.6	57.5x50x35
4.7	1000	475PMB102K#	500	34	1.7	57.5x57.5x38
4.7	1200	475RMB122K#	500	34	2.3	57.5x57.5x38
5	700	505RMB700K#	455	27.5	2.6	42.5x45x30
5	700	505PMB700K#	360	32	2.1	57.5x50x35
5	700	505PMB700K#	360	33	2.1	57.5x50x35
5	850	505PMB850K#	360	37.5	1.8	57.5x57.5x38
5.6	700	565RMB700K#	455	29.5	2.3	42.5x45x33
5.6	700	565PMB700K#	360	34	2	57.5x50x35
5.6	850	565RMB850K#	360	29.5	2.9	57.5x50x35
5.6	850	565PMB850K#	450	39	1.6	57.5x57.5x38
5.6	1000	565RMB102K#	450	33.5	2.4	57.5x57.5x38
6	850	605RMB850K#	450	39.5	1.6	57.5x57.5x38
6	1000	605RMB102K#	450	34.5	2.3	57.5x57.5x38
6.3	700	635PMB700K#	360	35.5	1.8	57.5x50x35
6.8	700	685RMB700K#	285	25	3.1	57.5x45x30
6.8	700	685PMB700K#	360	37.5	1.7	57.5x57.5x38
6.8	850	685RMB850K#	360	31.5	2.6	57.5x57.5x38
7.5	700	755RMB700K#	285	27	2.8	57.5x45x30
8	700	805RMB700K#	360	39.5	1.6	57.5x57.5x38
8	850	805RMB850K#	360	35	2.3	57.5x57.5x38
10	700	106RMB700K#	285	31.5	2.4	57.5x50x35
12	700	126RMB700K#	285	36.5	2.1	57.5x57.5x38